

International Pathology

Published four times a year by the
International Academy of Pathology.
Circulation 23,000 worldwide.

IAP WEBSITE

<http://www.iaphomepage.org>

PRESIDENT

Florabel G. Mullick

*Director, Armed Forces Institute of Pathology
Washington D.C. USA*

Email: mullick@email.afip.osd.mil

SECRETARY

David F. Hardwick

*University of British Columbia
Faculty of Medicine*

E-mail: iap.secretary@ubc.ca

TREASURER

Jack P. Strong

Boyd Professor

*Louisiana State University Medical Center
New Orleans, USA*

E-mail: jstron@lsu.edu

EDITOR

Robin A. Cooke

*Mayne Medical School, University of Queensland
and Pathology Queensland*

Brisbane, Australia

E-mail: cookeer@ozemail.com.au

DESIGN

Luke Perkins Graphics

Brisbane, Australia

Email: l.perkins@bigpond.com

PRINTING & DISTRIBUTION

Mercury Publishing Services

Rockville, USA

Email: sjentsch@mercurypubs.com

XXVIII International Congress of the IAP

Sao Paulo, Brazil, October 10 – 15, 2010

Contact: iap2010@somaeventos.com.br

www.iap2010.com



A NEWS BULLETIN

Vol 50 No 3 2009

Report of the 98th Annual Meeting of the United States and Canadian Academy of Pathology

March 7-13, 2009 Boston, Massachusetts

This meeting was by all accounts a resounding success. 4262 physician-pathologists attended. This exceeded the previous record attendance of 3550. There were 928 international visitors from 59 countries outside of the USA and Canada (22 % of our total registrants). Pathologists from all 50 states of the US and the 8 Canadian provinces were in attendance. As in previous years there were over a thousand residents/fellows/students

Dr. Victor Reuter served a distinguished and quite active term as President of the USCAP. He turned over the gavel and the Presidency to Dr. Richard Zarbo as the new President of the Academy.

Abstracts

1530 abstracts were presented in the poster sessions (a record) and 280 as platform sessions. They can be accessed at the USCAP website (www.uscap.org).

Stowell – Orbison Award

444 Stowell-Orbison Abstracts were submitted by Junior pathologists. There were four co-equal Stowell-Orbison Awards presented and four Certificates of Merit.

Awards

AH Beck, CH Lee, DM Witten, S Zhou, Kelli Montgomery, R Tibshirani, T Hastie, RB West, M Van de Rijn.

Stanford University Medical Center, Palo Alto, CA; Vancouver General Hospital, Vancouver, BC, Canada; Stanford University, Palo Alto, CA.

EM Cham, TA Victor, R Orr, M Morgan, KW Lannert, SM Share, TC Pereira, WB Laskin, CD Sturgis.

North Shore University Health System, Evanston, IL; Allegheny General Hospital, Pittsburgh, PA; Northwestern University Feinberg School of Medicine, Chicago, IL; CellNetix, Seattle, WA.



D Shen, J He, DU Cheung, KF Faull, JP Whitelegge, RE Saxton, HR Chang.

UCLA David Geffen School of Medicine, Los Angeles, CA; USC Keck School of Medicine, Los Angeles, CA

Zhang, TC Smyrk, C Lohse, RV Lloyd
Mayo Clinic, Rochester, MN.

Below: Ice on the Charles River and snow on the buildings.





Top: Stowell Orbison Awards: Andrew Beck, Elaine Cham, Lizhi Zhang, Dajun Shen

Above: Surgical pathology award Debra Zynger and Autopsy award Xiaojun Wu

Left: Timely Topics lecturer Todd Golub



Certificates of Merit

JM Boland, AL Folpe, JL Hornick, KL Grogg
Mayo Clinic, Rochester, MN; Brigham and Women's Hospital, Boston, MA.

JJ Garcia, K Nafa, DL Carlson, EL Barnes, RR Seethala, M Ladanyi.

University of Pittsburgh, Pittsburgh, PA; Memorial Sloan-Kettering Cancer Center, New York City, NY.

Y Wang, J Connolly, R Hu, H Baer, G Colditz, S Schnitt, L Collins, R Tamimi.

Beth Israel Deaconess Medical Center; Brigham and Women's Hospital; Harvard School of Public Health; and Harvard Medical School, Boston, MA; Washington University School of Medicine, St. Louis, MO.

DL Zynger, WA LaFramboise, JM Krill-Burger, CM Sciulli, AM Hensler, AM Perepletchikov, LP Kiss, R Dhir, G Cai, AV Parwani, SI Bastacky.

Uni. of Pittsburgh Medical Center, Pittsburgh, PA.

The ADASP/USCAP Autopsy Award

The Impact of Placental Examination in the Autopsy of the Structurally Normal Stillborn (33):

X Wu, OM Faye-Petersen, JL Steinkampf, TJ Richardson, SD Reilly. University of Alabama, Birmingham, AL.

The ADASP/USCAP Surgical Pathology Award

MicroRNA Expression Profiling Distinguishes Conventional and Chromophobe Renal Cell Carcinomas from Normal Renal Parenchyma (928):

DL Zynger, WA LaFramboise, JM Krill-Burger, CM Sciulli, AM Hensler, AM Perepletchikov, LP Kiss, R Dhir, G Cai, AV Parwani, SI Bastacky.

Uni. of Pittsburgh Medical Center, Pittsburgh, PA.

Long Course

"Breast Pathology: Controversial Topics and the Emerging Role of Adjunctive Molecular Studies" by Drs. Stuart Schnitt and Frances O'Malley.

It was attended by 1207 registrants and will be published next year in *Modern Pathology*. This very popular course was the second biggest in the 56 year history of the Long Course.

Short Courses

There were 60 courses attended by 4923 registrants. Virtually all had CD's and many had "Virtual Slides". This year 40 had Self-Assessment Modules (SAM) available. Next year, all 60 Short Courses will have SAMs available.

Special Courses

"Basic Molecular Pathology in Cancer" (headed by Drs. Julia Bridge, Univ. Nebraska) was "sold out" at 562 registrants.

"Advanced Molecular Pathology" (headed by Dr. Frederic Barr, Univ. of Pennsylvania) 269 registrants.

A new course entitled *"Careers in Investigative Pathology"* [directed by Drs. Massimo Loda (Brigham & Women's/Dana Farber) and David Berman (Johns Hopkins)]. 121 registrants.

Companion Societies

26 of these met on Saturday night and Sunday. The attendance was by far and away the highest in our history by several thousand. For the past six years all of the Companion Societies and evening Specialty Conferences' handouts/syllabus have been placed on our website. (www.uscap.org) after the Annual meeting.

Ventana stand A platinum sponsor of the meeting.



The Nathan Kaufman Timely Topic Lecture

"Molecular Classification of Tumors".

This was given by Dr. Todd Golub (the Broad Institute/Harvard and MIT).

Maude Abbot Lecture

"Vascular Endothelium in the Post-Genomic Era: New Insights into its Pathobiology"

This was given by Dr. Michael Gimbrone, Chair of Pathology at Brigham & Women's/Boston.

Distinguished Pathologists Award

Dr. Louis (Pepper) Dehner

In recognition of his long-term, distinguished service in the development of the discipline of pathology and the USCAP.

The President's Award

Jo Ann Johnson, Educational Program Coordinator of the USCAP Augusta office. Her dedication and work for the Academy is way "above and beyond the call of duty". She received a very lengthy and vibrant standing-ovation! (And deserved it).

F.K. Mostofi Distinguished Service Award

Dr. Jeffrey Myers, University of Michigan for his important, multiple, extraordinary and "extraterrestrial" efforts to help the USCAP in the last 20 years. He was on the Education Committee for a record 13 years (first as a member, then Short Course Coordinator, then Chair)!

Ramzi Cotran Young Investigator Award

Dr. Christine Iacobuzio-Donahue, of Johns Hopkins for her work on the molecular genetics of GI cancers, with a focus on pancreatic and colorectal cancer.

The Benjamin Castleman Award for the most outstanding paper in the field of Human Pathology

Dr. Kirsten Mertz for her paper entitled *"Estrogen-Dependent Signaling in a Molecularly Distinct Subclass of Aggressive Prostate Cancer"* in the *Journal of the National Cancer Institute* 100(11):815-825, 2008. The Award was presented by Dr. David Louis, Chair of MGH/Boston.

The F. Stephen Vogel Award

(for the most outstanding paper published in an Academy journal by a pathologist-in-training.)

Dr. Samantha L. Butler for her paper entitled: *"The Antigen for Hep Par 1 Antibody is the Urea Cycle Enzyme Carbamoyl Phosphate Synthetase 1"* in *Laboratory Investigation* 88:78-88, 2008.

Evening Specialty Conferences

There were 19 of these and they were on the Website for diagnosis for some weeks prior to the Meeting. There were two new courses this year: Breast (Chaired by Dr. Stuart Schnitt) and Head & Neck/Endocrine (Chaired by Dr. Mary Richardson).



Elizabeth Sagatys and Mojdeh Naghashpour, two first year residents from Tampa, Florida.



Above left: Jo Ann Johnson and Victor Reuter who gave her the President's Award.

Above: Benjamin Castleman Award: Kirsten Mertz, presented by David Louis, Chair of pathology, MGH/Boston. This was the department in which Ben Castleman made his fame.

Left: Distinguished pathologist Award: Louis Delmer

Far left: Maude Abbott lecture: Michael Gimbrone

Below far left: FK Mostofi Distinguished Service Award: Jeffrey Myers

Below left: Stephen Vogel Award: Samantha Butler

Bottom left: Michael Gimbrone presenting Christine Iacobuzio-Donahue with the Ramzi Cotran Young Investigator award.

Biomagene and Dako stands. Two platinum sponsors of the meeting.

USCAP journals

Our Two Journals (Modern Pathology and Laboratory Investigation) are considered two of the top four or five general pathology diagnostic and investigative journals in the world (including by Impact Factor). They are published in association with Nature Publishing Group. (www.uscap.org for further details.)

Other educational endeavors by the USCAP

There are too many to list in this report. Two that are worthy of special mention – An eAcademy was started in Dec 2008 for continuing education. It is in addition to the already highly successful “Knowledge Hub/Pathology Portal” For further information see www.uscap.org

Changes in Personnel

After many years of distinguished service **Dr. Jack Strong** (LSU) has stepped down as the head of the Finance Committee.

This committee is now headed by **Dr. Peter Banks** (Carolinas Medical Center) and the newest member of the committee is **Dr. Allan Tucker** (USA/Mobile).

Mr. John Garrard was appointed Director of Marketing and Development for the Academy.

Dr. Stuart Schnitt (Harvard/BID) is President-Elect Thanks for all your support for all those we serve--our patients, our physicians and our students.

Fred Silva, Secretary -Treasurer and Executive Vice President, USCAP.

April 8, 2009.



Victor Reuter handing the gavel to Richard Zarbo the incoming President.





Above: David Hardwick presents George Clay (IT adviser and webmaster for the USCAP and the IAP) with a certificate of merit from the IAP



Above right: Consensus group Terminology of prostate cancer.

Right: Palaeopathology Club speakers - Debra Martin, Enrique Gerszten and Ventura Perez

Below right: Kristin Henry, Cheryl Coffin, Claude Cuelier Poster viewing



History of Pathology Society speakers - Juan Rosai, Stephen Geller, Brett Delahunt and Robin Young



Two poster presenters



Boston State House re-enactment of the Boston Massacre. This man plays the leader of the British contingent.

Henry Appleman (a former President of USCAP and Barbara McKenna (President of ASCP) both from Uni of Michigan



Some former Presidents of USCAP L to R Christopher Grum, Ron DeLellis, David Hardwick, Victor Reuter, Louis Dehner, Sharon Weiss, Richard Zarbo and Fred Silva, (Sec / Treasurer USCAP).

Report and History of the Austrian Division of the IAP



Werner Dutz and Heinrich Holzner founded the Austrian Division of the IAP in 1980. After a few years as a stand-alone organization the Division was merged with the Austrian Society of Pathology being renamed Austrian Society of Pathology and Austrian Division of IAP (OEGP-IAP). The main reason was to avoid concurrent meetings in a rather small country with only a few hundred pathologists. The officers were and still are the same in both organizations.

The merged societies together organize two meetings each year. The spring meeting is organized by one of the Departments of Pathology in different parts of Austria and is focused on education. There is always a separate whole day for technicians, organized by members from different institutes, focusing on techniques and applications with respect to special stains, immunohistochemistry, and molecular pathology. The two day meeting for pathologists focuses on educational aspects of pathology. A few organ systems are selected, where in depth lectures and slide courses are offered. On the second day some guest lectures are presented, either by Austrian pathologists, or invited guests coming from other European countries or abroad.

The fall meeting is organized in a similar way, but there are no extra courses for technicians. At this meeting the Austrian Pathology Award in honor of Carl von Rokitansky is presented to the best article published in a peer-reviewed scientific journal, and with the first author being under the age of 40. The scientific work to be honored with this Award needs to be performed at one of the Austrian institutes of Pathology. Austrian citizenship is not required, acknowledging the fact that we are a member state of the European Union and we host people from other European countries. Starting in 2009 two travel awards in honor of Carl von Rokitansky will be provided to young pathologists by the Austrian Society of Pathology/Division of IAP for ab-

stracts accepted at international meetings.

In addition, Austrian pathologists at the fall meetings present their outstanding published results. As well as this the meeting also has educational slide seminars and platform presentations on diagnostic problems in organ pathology. The organ systems are constantly changed, so that each organ will be covered at regular intervals. The general assemblies of both merged societies are also held each fall.

As a new initiative starting this fall we will hold joint meetings with pathological societies from neighboring countries. This first meeting will be an 'Austro-Hungarian' meeting in association with the Hungarian Society to be held in Sopron, Hungary, October 1-3, 2009.

So far two specialist working groups have been established in our society:- The pulmonary pathology and the microbiology working groups.

The pulmonary pathology group usually holds a half day meeting preceding the society meetings, and this year it will have an additional joint meeting with the Italian working group on pulmonary pathology in Mestre (May 2009).

The microbiology working group is a special initiative due to a specific situation in Austria. Microbiology laboratories are housed in Institutes of Pathology and they are run by specialist pathologists. These departments provide approximately 80% of all microbiological diagnostic tests in hospitals.

Working groups on Molecular and Genetic pathology and on Cytopathology have been established recently.

Pathology training in Austria is focused on anatomical and surgical pathology. After 6 years of residency the candidates have their board examinations and become approved by the Austrian Medical Chamber Association (the examination was established several years ago with the help of members of the British Division). Within this 6 year residency, twelve months are required for training in a clinical discipline to be chosen individually. However,

Bolivian Division of the IAP

Report on activities since its inception in 1986

Over this time the division has engaged in an active continuing education programme that included about 200 monthly slide seminars, 22 annual national meetings and about 40 social gatherings.

The annual meetings were held alternately in big cities and in more remote cities. The meetings were held jointly with the Societies of Pathology and Cytology. Three meetings were held in adjoining countries in association with their pathology societies – Ilo and Puno in Peru and Arica in Chile. As well, the Division has maintained its association with the international community by keeping its annual dues up to date.

In October 29-31 this year the **annual meeting** will be held in the large southern city of Santa Cruz. The main topic will be '*The pathology and control of dengue fever and Bolivian haemorrhagic fever.*' We expect this to be a big meeting. Visitors are most welcome to attend.

Jaime Rios Dalenz

most candidates choose six months in Internal Medicine and another six months with respect to his/her special interest fitting together with the interest of planned specialization in pathology. Cytopathology accreditation requires an additional 2-years training, after which the trainees get certified for Cytopathology. A similar regulation did exist for Human Genetics, which will be reorganized this summer. This re-organisation was triggered to some extent by recent developments on the necessity for the availability of molecular pathology diagnostics in oncology.

Present office bearers of the Austrian Society of Pathology and the IAP. (OEGP-IAP)

Helmut H. Popper (President), Angelika Reiner-Concin (past-President), Andreas Chott (President elect), Ulrike Gruber-Moesenbacher (Secretary), and Bettina Zelger (Treasurer).

Helmut H. Popper

MEETINGS

FRENCH DIVISION OF IAP

Course of Continuing Medical Education in English, Paris, November 6th, 2009.

"Common Problems in the Diagnosis of Lymphomas"

Professor Peter G. Isaacson (UK)

"Gastric Cancers - sporadic and familial - and pre-neoplastic Conditions"

Professor Fatima Carneiro (Portugal)

Further information from Division HQ, Lyon, academie.pathologie@wanadoo.fr

TUTORIAL ON NEOPLASTIC HEMATOPATHOLOGY

January 24th - January 29th 2010

Marco Island Florida Resort & Spa

Marco Island, Florida

Conducted by Weill Cornell Medical College

Registration fee \$1,295

Further information:

Ms. Jessica Pfeifer e-mail:

jep2018@med.cornell.edu

21ST CONGRESS OF THE INTERNATIONAL ACADEMY OF PATHOLOGY- ARAB DIVISION (IAPAD)

6-8th December 2009

Arab Division IAP - Bahrain in collaboration with

Bahrain Association of Pathologists

Venue: Bahrain Exhibition Centre,

Kingdom of Bahrain.

Further information:

<http://www.iapad09-bahrain.org/index.html>

NATIONAL HEART AND LUNG INSTITUTE in collaboration with Royal Brompton and Harefield NHS Trust

ADULT CARDIOVASCULAR PATHOLOGY

5th - 6th October 2009

Course Organiser: Dr Mary Sheppard

This course approaches the practical problems that face the diagnostic pathologist when dealing with cardiovascular pathology, which is the most common cause of death in the western world today.

The approach to a cardiac autopsy and sudden death will be emphasised. Other topics covered include: Valvular Heart Disease, Cardiomyopathies, cardiac tumours and transplantation.

Slides and museum specimens will be available for study.

The course is aimed at trainees studying for the MRCPATH and also senior pathologists who wish to update their knowledge.

Course fee: £325.00 (£175.00 daily rate) SpRs: £225.00

For further information & a registration form, please contact:

Karina Dixon, Events Office, Education Centre, Imperial College London, Dovehouse Street, London SW3 6LY UK

E-mail: k.dixon@imperial.ac.uk

Tel: +44 (0)20 7351 8172

Fax: +44 (0)20 7351 8246

http://www1.imperial.ac.uk/medicine/about/conferences/nhli_events/shortcourses/events/acp/

TUTORIAL ON PATHOLOGY OF THE GI TRACT, PANCREAS AND LIVER

November 9th – November 13th, 2009
Boca Raton Marriott, Boca Raton, Florida

The Tutorial, sponsored by The Department of Pathology and Laboratory Medicine, Weill Cornell Medical College, will be held under the direction of Dr. Rhonda Yantiss, Associate Professor of Pathology and Laboratory Medicine. The program will consist of lectures and case presentations. The Tutorial faculty will prepare an extensive notebook and CD comprised of lecture notes and reference citations covering all of the topics presented at the Tutorial. The registration fee is \$1,200, after October 1, 2009 \$1,300.

For further information, please contact:

Ms. Jessica Pfeifer, Department of Pathology and Laboratory Medicine, WMC Room-302, 1300 York Avenue, New York, N.Y., 10065.

Telephone (212) 746-6464;

Fax (212) 746-8192;

e-mail: jep2018@med.cornell.edu

22ND EUROPEAN CONGRESS OF PATHOLOGY

4 - 9 September 2009, Florence, Italy

Website: <http://www.ecp2009.org>

Second International Pathology Meeting



The Portuguese way to Santiago de Compostela

Along the Way to Santiago de Compostela May 21-28, 2010

The first of these International Pathology meetings was held in May, 2004. It was so successful and so much enjoyed by the participants that the original organisers decided to do it again. Only this time they would use the Southern Portuguese route rather than the French route from the North that was used the last time. The Portuguese route begins in Porto and follows the Atlantic coast of Portugal and Spain passing through some stunningly scenic areas.

A day of lectures is followed by a day of walking. The walking days will be part walking (about 12 kms) and then the rest of the day by motor coach. Small buses will be available for those who cannot do all the walking. The lectures will be held in local lecture facilities along the way.

The Course Directors are Juan Rosai, Milan, Italy; Manuel Sobrinho-Simoes, and Fatima Carneiro, Porto, Portugal; and Jeronimo Forteza-Vila and Jose Cameselle-Teijeiro, Santiago de Compostela, Spain.

Contact:

Ms Rossana Couto Lago

Rua Alfonso Senra, 175 4ºB, 15680 Ordes. A

Coruna, Spain

rossana@coutolago.com or

info@coutolago.com

www.waytosantiago-pathologymeeting.com

INTERNATIONAL PATHOLOGY (ISSN 0020-8205) is published quarterly by International Academy of Pathology.

Periodicals postage at Washington, D.C. and additional mailing offices.

POSTMASTER:

Send address changes to:

Administrative Officer

International Academy of Pathology

3643 Walton Way Extension

Augusta, Georgia 30909-7550

Periodicals postage paid at Washington, D.C. and additional mailing office.