

International Pathology

USCAP: Registration for the 100th Annual Meeting, February 26-March 4, 2011 in San Antonio, Texas is now available online at www.uscap.org

INTERNATIONAL PATHOLOGY (ISSN 0020-8205) published quarterly by the International Academy of Pathology.

Circulation 23,000 worldwide.

IAP WEBSITE

<http://www.iaphomepage.org>

PRESIDENT

*Kristin Henry
Imperial College London at
Charing Cross Hospital
Fulham Palace Road,
London W6 8RF
UK*

Email: k.henry@imperial.ac.uk

SECRETARY

*David F. Hardwick
University of British Columbia
Faculty of Medicine
E-mail: iap.secretary@ubc.ca*

TREASURER

*Jack P. Strong
Boyd Professor
Louisiana State University Medical Center
New Orleans, USA
E-mail: jstron@lsu.edu*

EDITOR

*Robin A. Cooke
Mayne Medical School, University of Queensland
and Pathology Queensland
Brisbane, Australia
E-mail: cooker@ozemail.com.au*

DESIGN

*Luke Perkins Graphics
Brisbane, Australia
Email: l.perkins@bigpond.com*



30 Sep. - 5 Oct. 2012
www.iap2012congress.com

A NEWS BULLETIN

Vol 51 No 4 2010

Pannonia Congress of Pathology

Spring meeting of the Austrian, Croatian, Hungarian and Slovenian Societies of Pathology and IAP Divisions, Graz, Austria, March 3 – 6, 2010

REPORT

After a successful 'joint venture' with the Hungarian Society of Pathology/Hungarian IAP Division in October 2009 in Budapest, the President of the Austrian Society of Pathology, Helmut Popper, invited three societies from neighbouring countries to join for a common spring meeting in Graz. We used the ancient name, Pannonia for our Congress because that was the name given to the Province of the Roman Empire that included Hungary, parts of Croatia, Slovenia and Austria. The Congress was organized by the Presidents and Secretaries of the four societies and IAP Divisions with the main responsibility for the organization resting with Austria.

Below: Graz Rathaus

The Conference Program

The busy programme ran for 4 days;

Wednesday

A pre congress Lab course.
Morning session for Laboratory scientists on EGFR mutation testing.
Afternoon session for pathology residents on FISH and SISH.

Thursday

Morning

Further technological presentations, and a concurrent session by Angelika Reiner-Concin on "Breast Pathology" in our educational series "Basics in Pathology" for residents.

Afternoon

The main programme began with Pulmonary

Continued page 2



Tumour Pathology. The session included invited speakers from non Pannonia countries of Europe as well as from the Pannonia societies.

Friday

Morning

A Slide Seminar 'Interstitial Lung Diseases.' With 9 cases presented by members of the four societies.

A Symposium 'Head and Neck Pathology' with speakers from the 4 organizing societies.

Friday afternoon and Saturday morning

A Symposium on 'Genetics, molecular diagnostics and targeted therapy of Soft tissue Tumours.'

Slide Seminars on 'Head and Neck pathology' and 'Soft tissue Tumours' with 8 cases for each seminar.

During the three days, the time between Symposia and Slide Seminars was crammed with three luncheon seminars sponsored by pharmaceutical companies, with speakers from other disciplines such as oncology and industry.

During the breaks young investigators presented their posters in 5 poster sessions. The jury had to work hard to choose three winners of poster prizes out of nearly 20 excellent abstracts.

A highlight of the Congress was a lecture given by Robin A Cooke, Editor of the IAP News Bulletin, during our social dinner in the Old University of Graz, the congress venue. His title 'Diseases in a Stone Age People at the time of first contact with 20th century medicine' was intriguing in prospect, and really fascinating at presentation.

There were 267 participants from 13 countries.

In their closing remarks all Presidents expressed their wish to continue meetings in a similar format in the near future.

Ulrike Gruber-Moesenbacher



Above: Sigurd Lax - Chief pathologist in the laboratory of a new, modern, Western Hospital of Graz, with 2 of his staff pathologists on his right and his senior laboratory scientist on his left.

Right: Austrian pathologists in the Banquet Hall of the old University of Graz - the Venue for the Congress.

Right below: Prof. Andreas Chott, Head of Department Institute of Pathology, Wilhelminenspital, Vienna, president elect of the Austrian Society/IAP Austria, Doc. Merka Volasek, Secretary of the Slovenian Society of Pathology.

Below: Graz zig zag walk to castle on the top of the hill that overlooks the city. (there is also an elevator for the less agile.)



Office bearers of the Societies

Hungarian Society of Pathology/Hungarian IAP Division

Presidents

József Timár and Zsuzsa Schaff

Secretaries

Attila Zalatnai and Janina Kulka.

Croatian Society of Pathology

President

Damir Babic

Secretary

Sven Seiwerth

Slovenian Society of Pathology and Forensic Medicine

President

Izidor Kern

Secretary

Metka Volavsek

Austrian Society of Pathology/IAP Austria

President

Helmut H. Popper

Secretary


Ulrike Gruber-Mösenbacher

Above right: Staff and residents, Medical University of Graz.

Right: Hungarian participants L-R: Andras Kiss, Tamás Barbai, József Tóvári, István Kenessey, Gábor Lotz All from 2nd Dept. of Pathology, Semmelweis Univ., Budapest.

Below: Presidents of the 4 societies L to R: Izidor Kern (Slovenia), Sven Seiwerth (Secretary, Croatia), Helmut Popper (Austria), Jozsef Timar (Hungary).

Bottom: Congress organisers at the Registration desk. L to R: Karin Kollmann, and Karin Lichtenegger (Graz). Katalin Matray, J. Matray, Attila Lukács, (Hungary).



Top: Hungarian participants including at right, the winner of a poster-prize.

Above: at right, Prof. Alfred Beham, Medical University, Graz.

Below: Executive of Austrian Pathology Society: Helmut Popper (President), Ulrike Gruber-Mösenbacher (Secretary), Angelika Reiner-Concin, (Past president), Andreas Chott (President elect).

Bottom: GRZ IT- company stand with representatives, A. Mühlberger and W. Strimmer.





On one corner of the old University building in Graz there are two coats of arms. This one belonged to the Duke who donated the building.



Top: Prof. Szusza Schaff (President of the Hungarian IAP).

Above: Prof. Irene Sulzbacher Institute of Pathology, Medical University Vienna.

Below: Graz Swarovski building with artistic stucco façade. It is on one side of the Rathaus Square.

Top: L to R: Dr. Attila Zalantai, Secretary of the Hungarian Path Society, Dr. Ulrike Gruber-Mösenbacher, Secretary of the Austrian Society of Pathology /IAP Austria, Prof. Gerald Höfler, Head of department of the Institute of Pathology Medical University Graz.

Above: Hungarian participants from the National Oncology Institute, Budapest

Below: Ulrike Gruber-Mösenbacher, and Robin Cooke (Editor of the IAP News Bulletin and Keynote speaker).

Bottom: Croatian participants.



Above: L to R: A Hungarian poster prize winner, Prof. Felix Offner, Feldkirch, Austria, Prof. Gabor Mehes, Hungary.

Below: The Glockenspiel in Graz opens up at 11 am and 3 pm. It plays 3 tunes and then closes.



Come to Cape Town in 2012



Top: Marcello Franco passing the IAP Banner to Martin Hale.
 Above: Martin Hale, President of the IAP Congress to be held in Cape Town, South Africa in 2012 on the left. Members of the organising team for the IAP Congress in Bangkok, Thailand, in the middle and Members of the organising team for Cape Town on the right.

Below: Austrian and Croatian participants. Second from right: Dr. Elvira Stacher, Medical University Graz.



Pannonia Congress continued




R to L: Prof. Anne Marie Cleton-Jenson, Leyden, Netherlands, Prof. Florence Pedetour, Nice, France; Austrian and German participants.



Slovenian participants. Second from left, sitting: Snjezana Frkovic Grazio, Ljubljana.



Below: Hungarian pathologists Zoltán Sápi (Budapest), Tornóczky Tamás (Pecs), Tibor Krenács (Budapest).



Above from top: Dr. Ekkehard Spuller, Medical University Graz, Prof. Nina Zidar, Ljubljana, Prof. Nina Gale, Ljubljana.

At left: left to right: Prof. Janina Kulka, President elect of the Hungarian Society, Prof. Sigurd Lax, Head of Department of the Institute of Pathology, Graz West Hospital, Prof. Angelika Reiner-Concin, Head of Department of the Institute of Pathology, Social Medical Centre East Vienna, Past President of the Austrian Society/IAP Austria.

Background below: Graz Clock tower on top of castle hill.



Opening of the 'Integrated Pathology Learning Centre'

Royal Brisbane and Women's Hospital campus, Brisbane, Australia

The new 'Integrated Pathology Learning Centre' was opened on April 15, 2010 and is situated on Level 6 of the former Clinical Sciences Building.

The main exhibits are the pathology specimens from the former Pathology Museum that was housed in the University of Queensland Medical School. For over a decade the fate of these specimens was in doubt as the subject, pathology was down graded in the curriculum and was not an independent examinable subject.

The present Professor, Sunil Lakhani, managed to convince the University administrators that the Museum should be rejuvenated as an integrated learning centre that would meet the needs of the 21st century. He also managed to have pathology re-instated as a specific examinable subject.

According to Professor Lakhani, 'The philosophy behind the facility is to take the students on a journey, from past to present and from cell to the patient'. Hence the centre contains pathology specimens as well as artefacts and exhibits from the medical history and nursing history museums. There are electronic resources including interactive workstations that integrate clinical, radiological and pathological data. The entire building has wireless Internet to allow students to access digital resources while studying in the centre. The facility also contains a seminar room/lecture theatre that can accommodate up to 40 students and with projection facility and an interactive white board.

The new facility is strategically placed close to the medical library and the clinical skills centre and on the walkway level that connects the various buildings on the hospital campus. This is an ideal location that is already bearing fruit in that students are again visiting it, and some of the clinical disciplines have begun to use it for teaching and learning.

The specimens are displayed on well lit display stands. The stands are not over crowded with specimens because spare specimens are stored in drawers at the bottom of the stands, allowing the displays to be changed from time to time. This is complemented by the use of mobile display units in which the historical artefacts can be organised to match the teaching program for that term.

Entrance to the Interactive Pathology Learning Centre of the Mayne Medical School of the University of Queensland, Brisbane, Australia on the occasion of its official opening on April 15, 2010.



Displays of pathology specimens


At the entrance to the museum there is a video screen so that visitors can be 'welcomed' by seeing an educational video. There is a further DVD/plasma screen within the centre where educational material is projected at set times during the day to allow students to visit and learn at their convenience.

The learning centre will open to school children and the public in due course and there are plans to attract temporary exhibitions from other museums within Queensland and Australia in the future.

The facility is overseen by academic staff of the discipline of Molecular and Cellular Pathology with the help of the curator, who is a medical doctor and a museologist, and her technical assistant. A spacious workshop has also been built as part of the refurbishment to support the maintenance of the pathology specimens and other exhibits.

A Benefactors' Fund has been established so that Alumni of the medical school (and others) can make tax deductible donations to the upkeep of the Facility. Already quite a number of donations have been received, including from one Alumnus who has bequeathed a considerable sum in his will.

A display of historical books from the Marks Hirschfeld Historical Museum. It is displayed on one of the mobile display units.



Meetings

NATIONAL HEART AND LUNG INSTITUTE in collaboration with Royal Brompton and Harefield NHS Foundation Trust

New Perspectives in Interstitial Lung Disease: A Multidisciplinary Approach

18th – 19th April 2011

Course Organisers: Dr Robina Coker, Dr Sue Copley and Dr Francesco Mauri

Course fees: £380.00 / Special rate for SpRs £250.00

For further information & a registration form, please contact:

Karina Dixon, Events Office, NHLI, Imperial College London,

Dovehouse Street, London SW3 6LY UK

E-mail: academicevents.nhli@imperial.ac.uk

Tel: +44 (0)20 7351 8172

Fax: +44 (0)20 7351 8246


<http://www1.imperial.ac.uk/nhli/aboutus/events/ild/>

INTERNATIONAL ACADEMY OF PATHOLOGY – GERMAN DIVISION INC.



4th International Junior Academy Summer School

July 3 – 6, 2011



Meeting Venue:

Kloster Johannisberg
Benediktus Hort GmbH
Badpfad 1
D-65366 Geisenheim – Johannisberg